



DIGITAL SHADE

D E T E C T O R

Exceptional Battery Life

Integrated battery for compact portability.
Supports over 6,000 measurements per charge.

One-Touch Operation

Ready to use with no training required.
Minimalist interface delivers results with
a single touch—no complex settings or
subjective judgment needed.

Handle Weighs Only 113g

Lightweight design for comfortable
grip and fatigue-free extended use.

Unaffected by Moisture & Ambient Light

All-weather colorimetric stability with
built-in adaptive lighting. Impervious to
moisture inside the oral cavity, natural light,
surgical lamps, and varying lighting conditions.

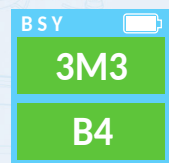
Clinically Proven Accuracy Exceeding %98

Utilizing high-sensitivity sensors and
intelligent algorithms, color measurement
accuracy reaches 10.1 ΔE, significantly
improving shade matching success rates.



Multi-System Shade Guide Support

Built-in compatibility with two major shade guide systems:
VITA Classical A-1D4 and VITA 3d-Master.



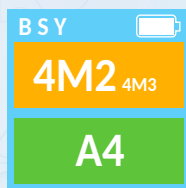

① VITA 3D-Master.


② VITA Classical A-1D4.



Visualized Data Shade Guide Support

Results in 1 second - fast and efficient.
measurement outcomes displayed in real-time on the HD Screen.
Instant Feedback on Shade number and color deviation
within 1 second.





Specifications

Packaging Dimensions	220mm x 140mm x 105mm
Packaging Weight	740g, $\pm 10\%$
Built-in Battery	3.7V 1500mAh $\pm 10\%$
Adapter Input	AC100-240V, 50/60Hz
Adapter Output	5V1A
Protection Rating	IPX 0
Applied Part Type	B Type



CONTACT US



00852440568345
+971566526456
+201063010235



info@elephant-dent.com



Address:

ROOM 1805 BLK 118 F EVERGAIN PLAZA
88 CONTAINER PORT ROAD, HONG KONG

